

**TOWN OF JAMESTOWN
TOWN COUNCIL MEETING**
for
TOWN, WATER AND SEWER MATTERS

January 21, 2020

A regular meeting of the Jamestown Town Council sitting as the Board of Water and Sewer Commissioners was called to order at the Jamestown Town Hall, Council Chambers, 93 Narragansett Avenue at 6:31 PM by Commission President Michael G. White.

The following members were present:

Mary E. Meagher, Vice-President
Nancy A. Beye
William J. Piva, Jr.
Randall White

Also present were:

Jamie A. Hainsworth, Town Administrator
Erin F. Liese, Town Clerk
Christina D. Collins, Finance Director
Michael Gray PE, Public Works Director
Wyatt Brochu Esq., Town Solicitor
Denise Jennings, Water and Sewer Clerk

AWARDS, PRESENTATIONS AND ACKNOWLEDGMENTS

(None)

READING AND APPROVAL OF MINUTES

1) 12/16/19 (regular meeting)

Motion was made by Commissioner Meagher, seconded by Commissioner Piva to accept the 12/16/19 regular meeting minutes. So unanimously voted.

OPEN FORUM

Commission President White noted that this open forum would be for water and sewer matters only.

1) Scheduled requests to address:

(No scheduled requests)

2) Non-scheduled request to address:

(None)

REPORT OF TOWN OFFICIALS

1) **Pumping Report:**

The Public Works Director reported the following:

- Pumping was down for the month December. Trending of pumping is down and will impact our revenue at budget time.
- JR-1 has been turned off for the season.
- Rainfall was above average for the month of December.
- No water was transferred during the month of December.
- North Reservoir is @ capacity, usable storage-60MG. We have only had three Decembers, where the reservoir was at capacity.
- South Pond is @ capacity, usable storage-6MG

2) **Town project reports:** *(See attached Project Update Report dated January 2019)*

The Public Works Director reported the following:

Water Treatment Plant

This is the time of the year where staff performs general equipment maintenance and annual maintenance of the filter and filter membranes. The Public Works Director briefly described the process.

Distribution System

Both storage tanks were inspected, as required. He is working on an RFQ to hire an engineering consultant to assist with bid document preparation.

Wastewater Treatment Plant

The monthly average daily flow at the treatment plant for December was 0.84 million gallons per day, this exceeded our average monthly discharge permitted by RIDEM. This exceedance was mainly due the nearly 7 inches of rainfall for the month of December. Also, extraneous water into the system needs to be resolved. Staff continues to inspect households to determine if there are sump pump connections to the sewer system piping. RIDEM was notified of the exceedance, as required.

3) **Finance Director's Report: Comparison of Budget to Actuals as of December 31, 2019**

a) **RI Infrastructure Bank refund**

The Finance Director reported that the Town has received a refund in the amount of \$8,337. from RI Infrastructure Bank, who is the issuer of the Town's Sewer Bond and noted that the funds can only be used for sewer capital projects.

Following clarification on a few items, it was the consensus of the Commission to accept the Public Works Director's report and the Finance Director's report, as presented.

LETTERS AND COMMUNICATIONS

(None)

UNFINISHED BUSINESS

(None)

NEW BUSINESS

(None)

TOWN BUSINESS

(None)

ADJOURNMENT

There being no further business before the Commission, motion was made by Commissioner Meagher, seconded by Commissioner Piva to adjourn the Water and Sewer meeting at 6:38 PM. So unanimously voted.

Attest:



Denise Jennings
Water and Sewer Clerk

xc: Commission Members (5)
Town Administrator
Town Solicitor
Public Works Director
Town Clerk

Project Update January 2020

WELLS

JR-1, JR-3

- JR-1 has been turned on for the season. The well pumps water at a rate of 50 gpm directly into the transmission main feeding the water plant from the reservoir.

TREATMENT PLANT

- Staff has been working on general equipment maintenance within the treatment plant. During this time of the year we complete our annual maintenance of the filter membranes. Each train is taken off line so that the filter membranes can be removed from the tank and inspected. Filter maintenance is scheduled later this month.

TRANSFER PUMPING/RESERVOIR

- No water was transferred from South Pond.

DISTRIBUTION SYSTEM

South Pond @ 6 MG

Usable Storage, 6 Million Gallons

North Pond @ 60 MG

Usable Storage 60 Million Gallons

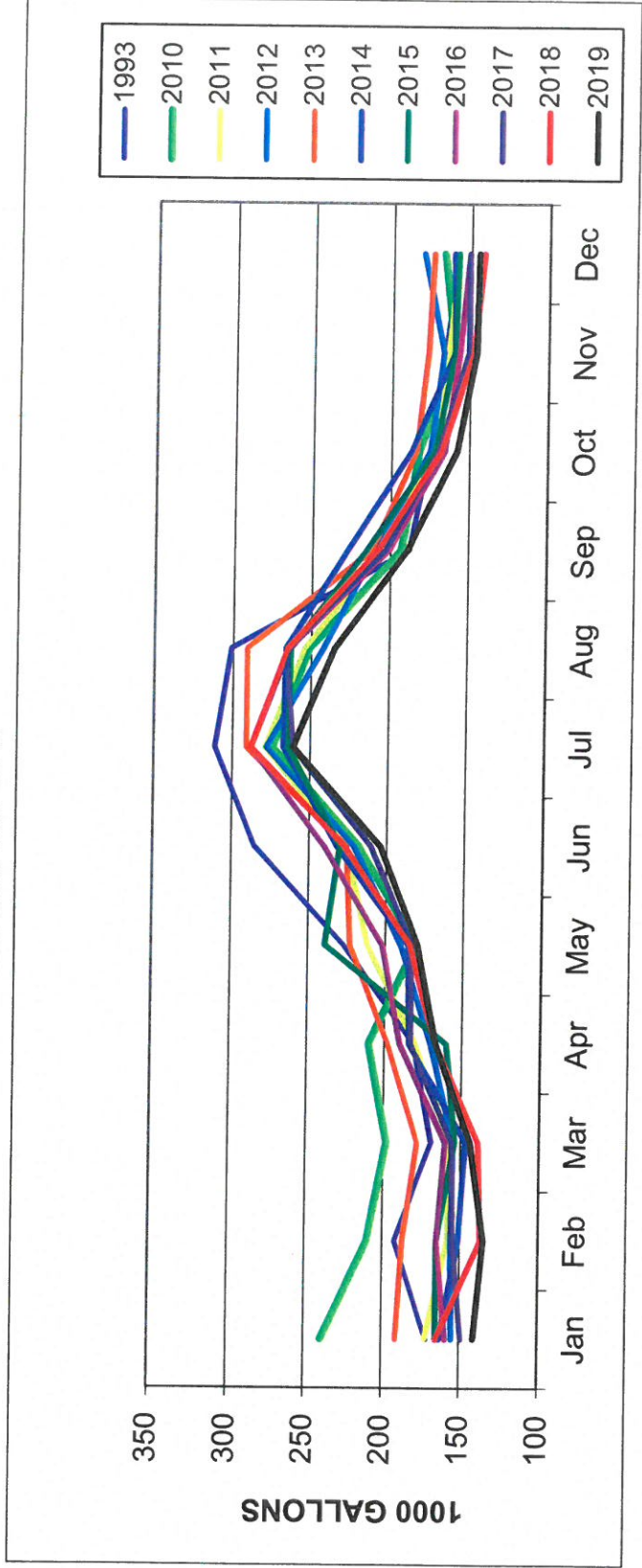
- There were no leaks reported for December.
- Both storage tanks were inspected as required. The older tower requires the vent at the top be replaced and that the exterior be repainted and coated. I am working on an RFQ to hire an engineering consultant assist me with preparing bid documents for the proposed work. The funding was approved this fiscal year in anticipation of the project.

WASTEWATER TREATMENT PLANT

- The monthly average daily flow at the treatment plant for December was 0.84 million gallons per day exceeding our average monthly discharge permitted by RIDEM. The peak daily flow was 2.09 million gallons. Excess flows were due to the rainfall in December and the high groundwater table. There was one sanitary sewer overflow on Bay View Drive from a sewer manhole caused by a blockage in the pipe. RIDEM was notified as required. Staff was able to unplug the line using the sewer jet.
- Wastewater staff have been scheduling inspections of homes to determine if there are sump pump connections to the sewer piping. To date they have performed 32 inspections and found 2 that had a violation for a sump pump that need to be removed from the plumbing. During the inspections they are also assisting the water department to determine which properties have a back-flow device at the meter.


	1993	2008	2009	2010	2011	2012	2013	2014	2015	2016	2017	2018	2019
Jan	171	172	173	239	172	155	191	163	165	159	149	165	141
Feb	192	154	173	210	158	156	187	151	165	165	155	137	135
Mar	169	155	165	198	157	155	178	147	154	160	156	139	144
Apr	181	174	196	210	180	170	198	184	160	190	183	167	167
May	227	202	195	180	212	190	223	185	239	202	183	184	179
Jun	285	246	215	218	226	221	226	232	230	240	210	227	204
Jul	311	296	277	274	279	278	291	267	264	288	261	288	261
Aug	301	256	290	251	254	242	291	266	263	264	266	265	235
Sep	188	210	245	193	205	210	212	227	215	201	203	208	189
Oct	175	187	259	182	175	175	184	187	172	166	170	168	158
Nov	166	175	226	160	164	167	177	160	160	157	151	148	146
Dec	158	192	230	167	158	180	174	161	158	151	151	142	145

PUMPING REPORT

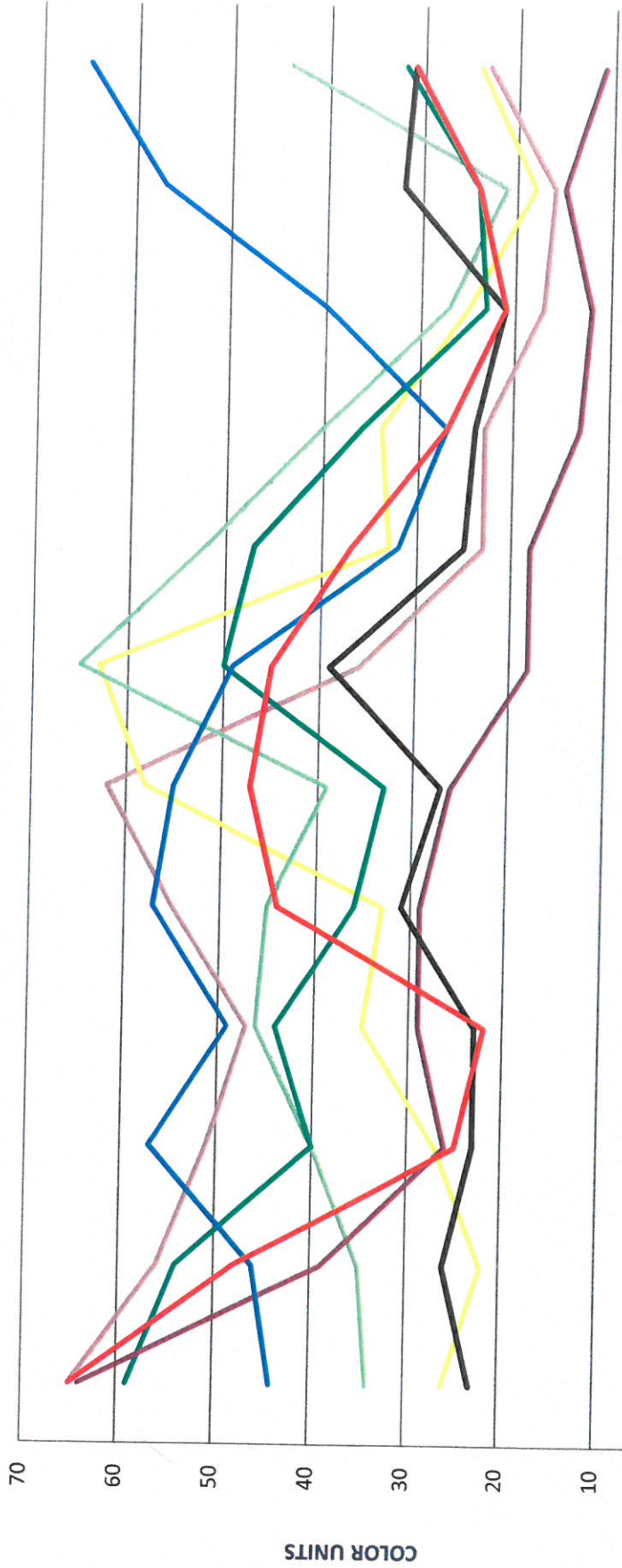


	AVG. RAINFALL												Total	
	2011	2012	2013	2014	2015	2016	2017	2018	2019					
Jan	3.5	4.22	1.85	3.1	1.22	2.94	2.94	2.94	2.19					
Feb	3.2	3.09	2.94	4.98	0.86	4.25	0.76	4.33	3.06					
Mar	4.4	1.32	1.32	5.74	4.53	2.36	2.62	3.07	4.11					
Apr	3.9	4.25	1.92	4.8	1.47	3.53	8.8	3.79	4.61					
May	3.5	2.32	3.11	1.27	0.32	2.24	6.03	2.03	2.46					
Jun	3.6	4.4	7.55	2.86	4.2	0.89	1.79	0.89	4.44					
Jul	3.7	2.01	2.42	5.93	4.63	2.19	2.7	0.61	4.33					
Aug	3.8	5.23	3.98	1.23	2.17	1.88	2.4	1.73	1.58					
Sep	3.7	5.41	2.13	0.5	3.41	2.42	1.54	8.35	1.49					
Oct	3	7.18	0.9	3.61	1.31	5.33	6.18	5.34	5.04					
Nov	4.6	4.05	3.76	1.47	2.27	2.63	2.61	9.61	1.89					
Dec	3.9	2.51	3.76	3.1	4.2	2.79	1.81	4.33	6.09					
Total	44.8	45.99	35.64	38.59	30.59	33.45	40.18	47.02	41.29					


RAINFALL



Transfer Pumping NORTH POND WATER QUALITY



	JAN	FEB	MAR	APR	MAY	JUN	JUL	AUG	SEP	OCT	NOV	DEC
2012	65	56	51	47	55	62	36	23	23	17	16	23
2013	26	22	27	35	33	58	63	33	34	25	18	24
2014	34	35	40	46	45	39	65	52	40	27	21	44
2015	59	54	40	44	36	33	50	47	36	23	24	32
2016	64	39	26	29	29	26	18	18	13	12	15	11
2017	23	26	23	23	31	27	39	25	24	21	32	31
2018	44	46	57	49	57	55	49	32	27	40	57	65
2019	65	48	25	22	44	47	45	37	27	21	24	31



TOWN OF JAMESTOWN WWTF
MONTHLY REPORT
December 2019

Douglas Ouellette, Superintendent

Parameters

	<u>Monthly Avg.</u>	<u>Permit Limit</u>	<u>Notes</u>
Flow	0.8354 MGD	.73 MGD	
Daily Max	2.089 MGD		
BOD Removal	98.3%	85%	% Removed
TSS Removal	91.7%	85%	% Removed
Fecal Coliform	1.9	No limit, report only	
Enterococci	2.6	(<35 cfu/100ml Monthly)	(<276 cfu/100ml Daily)

Environmental Compliance (Violations)

There is 1 violation to report for December 2019. Monthly Avg Flow

Complaints

There were no complaints received for December 2019.

Alarms

There were 6 alarms total for December, 3 of the alarms were due to high flows from 6.71" of rain and an already highwater table. 2 low Cl2 alarm and 1 high level alarm at PS#2.

Septage

The facility received no septage for the month.

Sludge Production

The facility processed 25,500 gallons of sludge through Wastewater Services Incorporated.

Maintenance Management

The crew rebuilt 2 LMI Hypo pumps, unplugged the Hypo discharge line, removed a large blockage from pump#2 at PS#2 and painted the stairwell to the basement pump room. A large root blockage was cleared on Bayview Dr and 827' of that same sewer line was cleaned and inspected. 66 work orders completed.

Chemical Use

The facility used 841 gallons of Sodium hypochlorite and 300 pounds of lime for process control.

Collection System

30 pump station inspections were completed. 12 Gen Set inspections were performed. All stations are operating as designed.

Energy Use

Energy use at the plant for the month was: 224 KWH

Precipitation

Precipitation measured in at 6.71"

Golf Course

Sump Pump Inspections

In Sector #1 32 Inspections were performed in December, only 2 inspections are currently scheduled with another 31 residents yet to schedule their inspections.

JAMESTOWN WWTF

December

