

**TOWN OF JAMESTOWN
TOWN COUNCIL MEETING**
for
TOWN, WATER AND SEWER MATTERS

October 21, 2019

A regular meeting of the Jamestown Town Council sitting as the Board of Water and Sewer Commissioners was called to order at the Jamestown Town Hall, Council Chambers, 93 Narragansett Avenue at 6:32 PM by Commission President Michael G. White.

The following members were present:

Mary E. Meagher, Vice-President
Nancy A. Beye
William J. Piva, Jr.
Randall White

Also present were:

Christina D. Collins, Finance Director/Interim Town Administrator
Erin F. Liese, Town Clerk
Peter D. Ruggiero Esq., Town Solicitor
Michael Gray PE, Public Works Director
Denise Jennings, Water and Sewer Clerk

AWARDS, PRESENTATIONS AND ACKNOWLEDGMENTS

(None)

READING AND APPROVAL OF MINUTES

1) 09/16/19 (regular meeting)

Motion was made by Commissioner Meagher, seconded by Commissioner Beye to accept the 09/16/19 regular meeting minutes. So unanimously voted.

OPEN FORUM

Commission President White noted that this open forum would be for water and sewer matters only.

1) Scheduled requests to address:

(No scheduled requests)

2) Non-scheduled request to address:

(None)

REPORT OF TOWN OFFICIALS

1) **Pumping Report:**

The Public Works Director reported the following:

- Pumping was down for the month of September and compared to the previous year.
- JR-1 is remains on for the season.
- Rainfall was down for the month of September.
- No water was transferred during the month of September.
- North Reservoir is @ 47MG, usable storage-60MG
- South Pond is @ capacity, usable storage-6MG

2) **Town project reports:** *(See attached Project Update Report dated October 2019)*

Transfer Pumping/Reservoir

The Public Works Director reported the following:

- Highway Staff continues progress on the installation of the the wooden bridge and the approaches to the bridge.
- Highway staff is also working on the reconstruction of the dam. The soil needs to be graded and backfilled. Work will continue until the end of November on the dam.
- Paving of the bike path will be completed Spring 2020.

Distribution System

The Public Works Director reported the following:

- Water storage tanks-Inspection was completed on the water storage tanks last week, which was previously delayed due to camera failure. The preliminary report state that the old storage tank will only require external paint, as the inside coating is still in good condition. When he receives the full report, he will update the Commission.
- Cross-connection-The town's cross-connection program requires each commercial customer to have a backflow device. Water staff has inspected all commercial properties and notice will go out to all who are not in compliance.

Following clarification on a few items, it was the consensus of the Commission to accept the Public Works Director's report, as presented.

LETTERS AND COMMUNICATIONS

(None)

UNFINISHED BUSINESS

(None)

NEW BUSINESS

(None)


TOWN BUSINESS

(None)

ADJOURNMENT

There being no further business before the Commission, motion was made by Commission Vice-President Meagher, seconded by Commissioner Piva to adjourn the Water and Sewer meeting at 6:37 PM. So unanimously voted.

Attest:



Denise Jennings
Water and Sewer Clerk

xc: Commission Members (5)
Town Administrator
Town Solicitor
Public Works Director
Town Clerk

Project Update October 2019

WELLS

JR-1, JR-3

- JR-1 has been turned on for the season. The well pumps water at a rate of 50 gpm directly into the transmission main feeding the water plant from the reservoir.

TREATMENT PLANT

- Staff has been performing maintenance on the membrane filtration equipment.

TRANSFER PUMPING/RESERVOIR

- No water was transferred from South Pond.
- The bridge structure is in place and crews have been working on completing the approaches to the bridge and regrading along the Dam. The reconstruction of the dam requires the soil to be graded and backfilled in lifts and compacted. The soil used for the dam is material stockpiled from the construction of the bike path. Work will continue until the end of the month on the Dam. I have attached photos taken of the bridge and dam work.

DISTRIBUTION SYSTEM

South Pond @ 6 MG

Usable Storage, 6 Million Gallons

North Pond @ 47 MG

Usable Storage 60 Million Gallons

- There were no leaks reported for September.
- Our Cross-Connection program requires each commercial customer to have a backflow device (check valve) at the meter to protect the water distribution system from cross connection. Staff from the water department have inspected all 97 commercial properties for backflow devices. Owners that were found to be not in compliance with our regulations will receive a notice to install a backflow device.
- Inspections operations of both water storage tanks began on September 18th. Work had to be postponed due to a malfunction of the inspection camera. A future date will be scheduled.


WASTEWATER TREATMENT PLANT

- The monthly average daily flow at the treatment plant for September was 0.14 million gallons per day. The peak daily flow was 0.23 million gallons. The permitted monthly average is 0.73 million gallons per day as a condition of our discharge permit. There were no sanitary sewer overflows for the month of September. There was 1.252 million gallons of effluent delivered to the golf course for irrigation.




	1993	2008	2009	2010	2011	2012	2013	2014	2015	2016	2017	2018	2019
Jan	171	172	173	239	172	155	191	163	165	159	149	165	141
Feb	192	154	173	210	158	156	187	151	165	165	155	137	135
Mar	169	155	165	198	157	155	178	147	154	160	156	139	144
Apr	181	174	196	210	180	170	198	184	160	190	183	167	167
May	227	202	195	180	212	190	223	185	239	202	183	184	179
Jun	285	246	215	218	226	221	226	232	230	240	210	227	204
Jul	311	296	277	274	279	278	291	267	264	288	261	288	261
Aug	301	256	290	251	254	242	291	266	263	264	266	265	235
Sep	188	210	245	193	205	210	212	227	215	201	203	208	189
Oct	175	187	259	182	175	175	184	187	172	166	170	168	
Nov	166	175	226	160	164	167	177	160	160	157	151	148	
Dec	158	192	230	167	158	180	174	161	158	151	151	142	

PUMPING REPORT



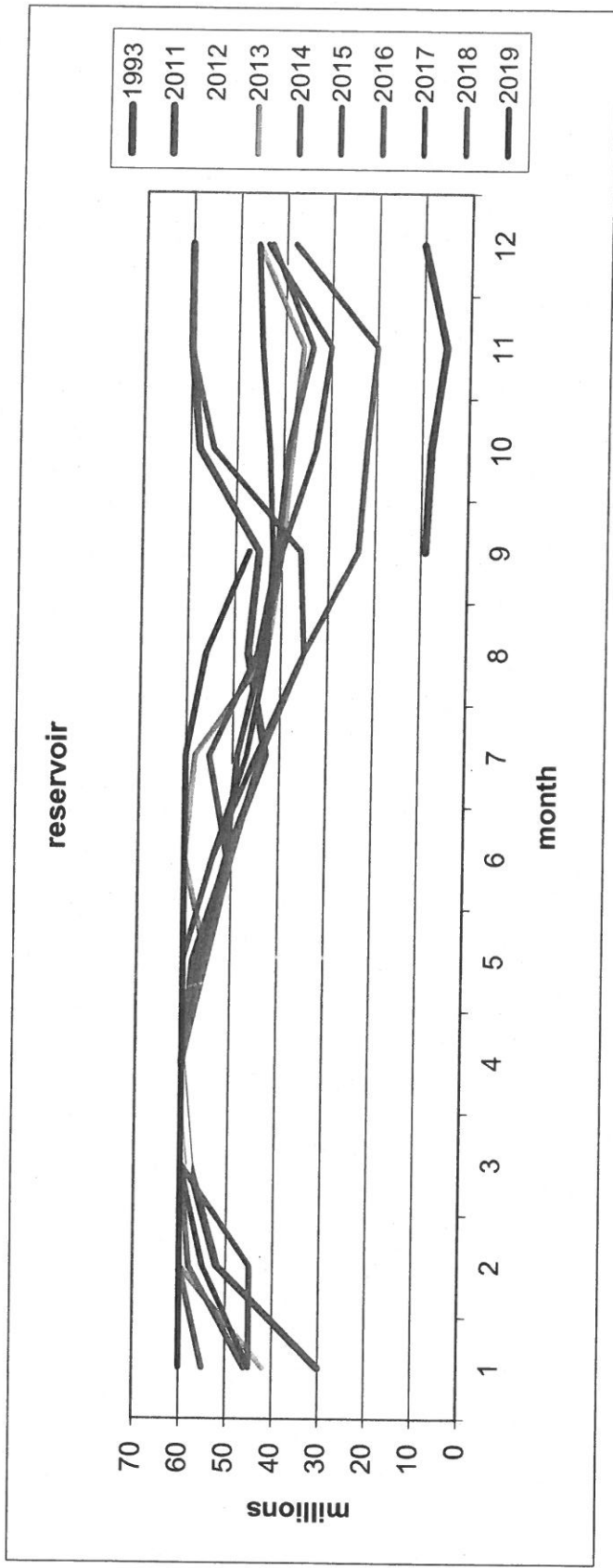
	2011	2012	2013	2014	2015	2016	2017	2018	2019
Jan	3.5	4.22	1.85	3.1	1.22	2.94	2.94	2.94	2.19
Feb	3.2	3.09	2.94	4.98	0.86	4.25	0.76	4.33	3.06
Mar	4.4	1.32	1.32	5.74	4.53	2.36	2.62	3.07	4.11
Apr	3.9	4.25	1.92	4.8	1.47	3.53	8.8	3.79	4.61
May	3.5	2.32	3.11	1.27	0.32	2.24	6.03	2.03	2.46
Jun	3.6	4.4	7.55	2.86	4.2	0.89	1.79	0.89	4.44
Jul	3.7	3.86	2.42	5.93	4.63	2.19	2.7	0.61	4.33
Aug	3.8	3.64	3.98	1.23	2.17	1.88	2.4	1.73	1.58
Sep	3.7	5.41	2.13	0.5	3.41	2.42	1.54	8.35	1.49
Oct	3	7.18	0.9	3.61	1.31	5.33	6.18	5.34	
Nov	4.6	4.05	3.76	1.47	2.27	2.63	2.61	9.61	
Dec	3.9	2.51	3.76	3.1	4.2	2.79	1.81	4.33	
Total	44.8	45.99	35.64	38.59	30.59	33.45	40.18	47.02	28.27

RAINFALL

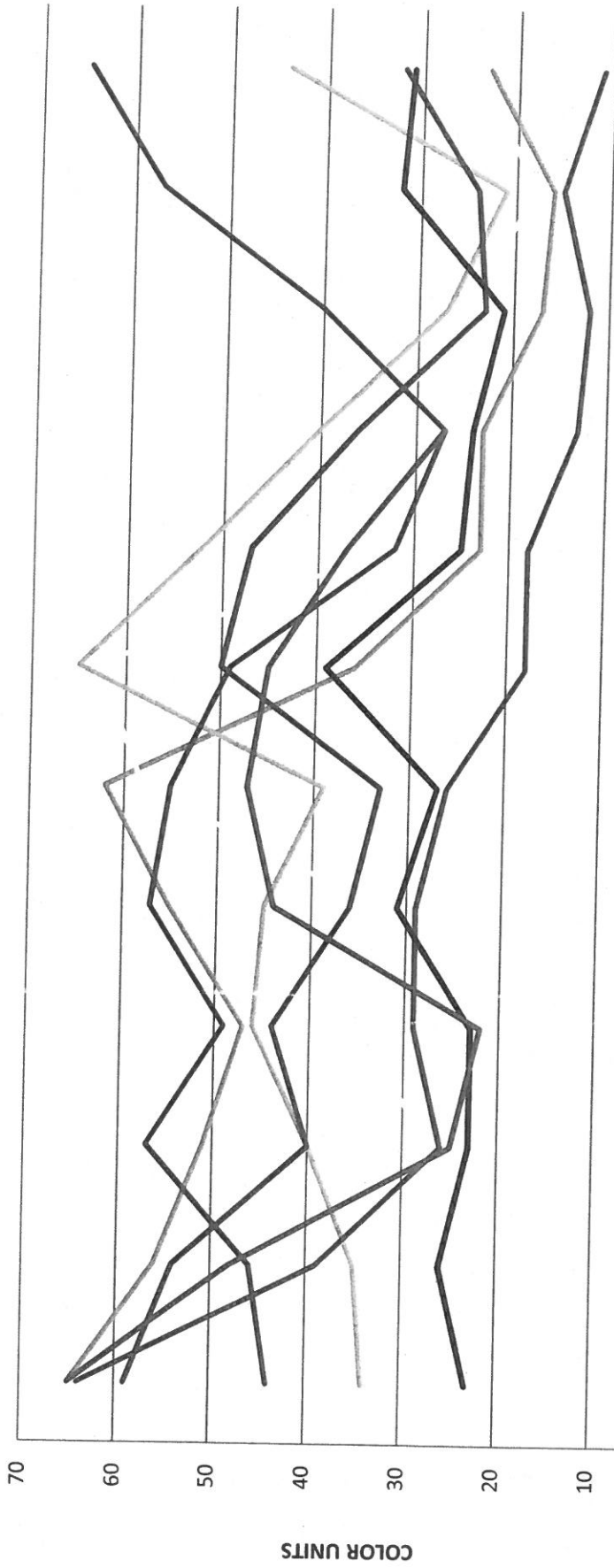


RESERVOIR LEVEL

	1993	2010	2011	2012	2013	2014	2015	2016	2017	2018	2019
Jan		60	30	60	42	55	45	46	45	60	60
Feb		60	52	60	60	60	45	58	55	60	60
Mar		60	58	58	60	60	60	60	60	60	60
Apr		60	60	60	60	60	60	60	60	60	60
May		60	57	60	55	58	56	55	60	60	60
Jun		51	51	54	60	51	51	50	54	54	60
Jul		43	43	49	58	55	49	44	47	45	60
Aug		40	47	43	43	45	44	35	43	35	56
Sep	9	35	45	40	40	41	40	23.5	42	36	47
Oct	8	30	58	38	38	39	33	22	43	55	
Nov	5	28	60	35	36	34	30	20	45	60	
Dec	10	29	60	42	46	43	44	38	46	60	



Transfer Pumping NORTH POND WATER QUALITY



	JAN	FEB	MAR	APR	MAY	JUN	JUL	AUG	SEP	OCT	NOV	DEC
2012	65	56	51	47	55	62	36	23	23	17	16	23
2013	26	22	27	35	33	58	63	33	34	25	18	24
2014	34	35	40	46	45	39	65	52	40	27	21	44
2015	59	54	40	44	36	33	50	47	36	23	24	32
2016	64	39	26	29	29	26	18	18	13	12	15	11
2017	23	26	23	23	31	27	39	25	24	21	32	31
2018	44	46	57	49	57	55	49	32	27	40	57	65
2019	65	48	25	22	44	47	45	37	27			



TOWN OF JAMESTOWN WWTF
MONTHLY REPORT
September 2019

Douglas Ouellette, Superintendent

Parameters

	<u>Monthly Avg.</u>	<u>Permit Limit</u>	<u>Notes</u>
Flow	0.1380 MGD	.73 MGD	
Daily Max	0.2250 MGD		
BOD Removal	98.8%	85%	% Removed
TSS Removal	98.5%	85%	% Removed
Fecal Coliform	2.0	No limit, report only	
Enterococci	1.41	(<35 cfu/100ml Monthly)	(<276 cfu/100ml Daily)

Environmental Compliance (Violations)

There were 0 violations to report for September 2019

Complaints

There was 1 complaint received for September 2019.

Alarms

There was 1 low CL2 alarm for September 2019

Septage

The facility received 5000 gallons for September 2019

Sludge Production

The facility processed 25,500 gallons of sludge through Wastewater Services Incorporated.

Maintenance Management

At pumping station#2 the #1 pump was replaced and the old one was sent out to be rebuilt. 500' of sewer line were cleaned and inspected in Shoreby Hills. 72 work orders completed.

Chemical Use

The facility used 366.9 gallons of Sodium hypochlorite and 0 pounds of lime for process control.

Collection System

30 pump station inspections were completed. 12 Gen Set inspections were performed. All stations are operating as designed.

Energy Use

Energy use for September 2019 was: 167 Kwh

Precipitation

Precipitation for September was 1.27"

Golf Course

The facility pumped 1.252 MG to the pond and 61.59 gallons of sodium hypochlorite was used to further disinfect the recycled effluent.

Graphs

JAMESTOWN WWTF September FLOWS/RAIN

