

CITY/TOWN OF JAMESTOWN
BUDGET REPORT SUMMARY FISCAL YEAR 2019
MONTHLY/BUDGET-TO-ACTUAL (formerly Quarterly Report) PERIOD ENDING December 31, 2018

In accordance with section 45-12-22.2 of the General Laws of Rhode Island, as amended, the budget-to-actual report shall be provided within twenty five days of the month succeeding the last day of the sixth, ninth, and twelfth month of each fiscal year to the Division of Municipal Finance.

General Fund (page 2)	Adopted Budget	Revised Budget	Actual Year To Date	% Collected Expended YTD	Projected Total FY 2019	Projected Variance
Opening Surplus/(Deficit)	6,265,715				6,265,715	
FY 18 Fund Balance Budgeted for use in FY 19	300,000	300,000		0.00%		
Revenues	22,363,771	22,363,771	12,569,042	56.20%	22,555,714	191,943
Expenditures	22,663,771	22,663,771	10,871,436	47.97%	22,658,874	(4,897)
Projected Net Change in Fund Balance	(300,000)	(300,000)			(103,160)	
* Projected Ending Fund Balance Surplus/(Deficit)	5,965,715	(300,000)			6,162,555	
* Unresolved Budget Deficit	0	0			0	

School Fund (page 3)	Adopted Budget	Revised Budget	Actual Year To Date	% Collected Expended YTD	Projected Total FY 2019	Projected Variance
Opening Surplus/(Deficit)	1,656,565				1,656,565	
FY 18 Fund Balance Budgeted for use in FY 19	392,673	392,673		0.00%		
Revenues	12,911,738	12,911,738	6,317,782	48.93%	12,911,738	0
Expenditures	13,304,411	13,304,411	4,813,905	36.18%	13,304,411	0
Projected Net Change in Fund Balance	(392,673)	(392,673)			(392,673)	
* Projected Ending Fund Balance Surplus/(Deficit)	1,263,892	(392,673)			1,263,892	
* Unresolved Budget Deficit	0	0			0	

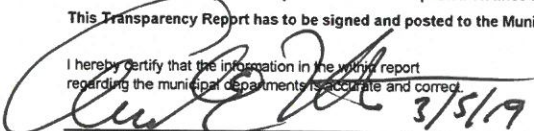

Adjustments (page 4)					0	
Total Projected Net Change in Fund Balance					(495,833)	
Total Projected Ending Fund Balance Surplus/(Deficit)					7,426,447	

NOTES:



* A corrective action plan is required for deficits reported on lines marked with an asterisk.

This Transparency Report has to be signed and posted to the Municipality/Regional School district website. Additionally, please send signed version back to DMF for posting to the

I hereby certify that the information in the within report regarding the municipal departments is accurate and correct.


Municipal Chief Executive Officer Date 3/5/19

Municipal Chief Financial Officer Date 3/5/19

I hereby certify that the information in the within report regarding the school department is accurate and correct.


Superintendent of Schools Date 3/5/19

School Business Manager Date 3/5/19

*The state has been tasked with transitioning these reports to the "Transparency Portal" so that they will be searchable by the public. However, this particular report is considered to be in the "old" format, and as such is only available in pdf and will not have searchable data on the Transparency Portal website, www.municipalfinance.ri.gov. Eventually, reports in this format will be phased out and municipalities/school districts will be reporting in what is considered a "new" searchable format. Additionally, financial information presented in budget to actual reports are as of the close of the particular reporting period and representative of the time of its preparation. Figures are unaudited and not subject to update until the next budget to actual report.

CITY/TOWN OF JAMESTOWN
 GENERAL FUND BUDGET REPORT FISCAL YEAR 2019
 MONTHLY/BUDGET-TO-ACTUAL (formerly Quarterly Report) PERIOD ENDING December 31, 2018

Revenues	Adopted Budget	Revised Budget	Actual Revenues Year To Date	% Collected YTD	Projected Total Revenues FY 2019	Projected Revenue Variance FY 2019
Local Property Taxes	20,251,965	20,251,965	11,671,070	57.63%	20,350,000	98,035
Local Non-Property Taxes:						
Licenses and Permits	165,000	165,000	124,235	75.29%	225,000	60,000
Fines and Forfeitures	157,500	157,500	41,250	26.19%	150,000	(7,500)
Investment Income	35,000	35,000	33,128	94.65%	75,000	40,000
Departmental	1,170,500	1,170,500	345,765	29.54%	1,170,500	0
Federal Aid (Please Attach Detail)						0
State Aid:						0
MV Excise Tax Reimbursement	99,177	99,177	79,651	80.31%	104,445	5,268
PILOT						0
Distressed Community Relief Fund						0
Library Aid	123,716	123,716	48,665	39.34%	123,716	0
Public Service Corporation Tax	68,263	68,263	68,937	100.99%	68,937	674
Public Housing	55,738	55,738	27,869	50.00%	55,738	0
Meals & Beverage Tax	131,912	131,912	96,094	72.85%	150,000	18,088
Other (Please Attach Details)						0
RI TOPS Dividend	25,000	25,000	21,378	85.51%	21,378	(3,622)
RIBTA	30,000	30,000	11,000	36.67%	11,000	(19,000)
Golf Course Rent	50,000	50,000	0	0.00%	50,000	0
Total Municipal Revenues	22,363,771	22,363,771	12,569,042	56.20%	22,555,714	191,943
Appropriated Fund Balance	300,000	300,000		0%		
Expenditures	Adopted Budget	Revised Budget	Actual Expenditures Year To Date	% Expended YTD	Projected Total Expenditures FY 2019	Projected Expenditure Variance FY 2019
Salaries:						
Municipal	2,572,917	2,572,917	1,261,083	49.01%	2,572,917	0
Police	1,399,354	1,399,354	698,189	49.89%	1,420,000	(20,645)
Fire						0
Employee Benefits:						
FICA	305,000	305,000	157,020	51.48%	305,000	0
Medical Insurance - (Active)	686,000	686,000	289,632	42.22%	683,000	3,000
Medical Insurance - (Retirees)	119,642	119,642	61,061	51.04%	119,642	0
Dental & Vision Insurance - (Active)						0
Dental & Vision Insurance - (Retirees)						0
Life Insurance	11,000	11,000	5,935	53.96%	11,350	(350)
Pension Contributions:						
Municipal	300,000	300,000	119,743	39.91%	300,000	0
Police	208,159	208,159		0.00%	208,159	0
Fire						0
Police Department	189,847	189,847	69,018	36.35%	189,847	0
Libraries	232,215	232,215		0.00%	232,215	0
Fire Department	796,635	796,635	301,772	37.88%	796,635	0
Debt Service (Municipal):						
Principal on Debt	743,047	743,047	271,144	36.49%	743,047	0
Interest on Debt	208,350	208,350	103,339	49.60%	208,350	0
Debt Service (School):						
Principal on Debt	249,900	249,900	249,900	100.00%	249,900	0
Interest on Debt	13,181	13,181	6,590	50.00%	13,181	0
Public Works	1,002,020	1,002,020	498,652	49.76%	1,002,020	0
Other (Please see below)						0
Workers Compensation	85,000	85,000	79,307	93.30%	79,307	5,693
General Liability	112,000	112,000	106,504	95.09%	112,000	0
Police OPEB	25,000	25,000	25,000	100.00%	25,000	0
General Government	177,050	177,050	83,546	47.19%	177,050	0
Finance	123,100	123,100	62,158	50.49%	123,100	0
Protective Services	189,500	189,500	12,250	6.46%	189,500	0
Public Health	31,500	31,500	9,000	28.57%	31,500	0
Animal Control	22,500	22,500	560	2.49%	22,500	0
Senior Ctr. Operations	33,000	33,000	14,157	42.90%	33,000	0
Parks and Recreations	128,830	128,830	85,784	66.59%	128,830	0
Miscellaneous	62,200	62,200	11,023	17.72%	45,000	17,200
Capital	971,200	971,200	456,258	46.98%	971,200	0
Education	11,665,624	11,665,624	5,832,812	50.00%	11,665,624	0
Total Municipal Expenditures	22,663,771	22,663,771	10,871,436	47.97%	22,658,874	(4,897)
Deficit reduction						

CITY/TOWN OF JAMESTOWN
SCHOOL FUND BUDGET REPORT FISCAL YEAR 2019
MONTHLY/BUDGET-TO-ACTUAL (formerly Quarterly Report) PERIOD ENDING December 31, 2018

Revenues	Adopted Budget	Revised Budget	Actual Revenues Year To Date	% Collected YTD	Projected Total Revenues FY 2019	Projected Revenue Variance FY 2019
Municipal Appropriations	11,665,624	11,665,624	5,832,812	50.00%	11,665,624	0
State Aid:						
General	505,888	505,888	244,546	48.34%	522,088	16,200
Group Home (If Applicable)						0
School Construction Aid						0
Other (Please Attach Detail)						0
Federal Aid:						
Impact Aid	95,000	95,000	38,501	40.53%	79,000	(16,000)
Medicaid	130,000	130,000	76,912	59.16%	130,000	0
Federal Stabilization Funds						0
Federal Grants	328,576	328,576	39,361	11.98%	328,576	0
Federal Lunch Reimbursement	37,000	37,000	6,079	16.43%	37,000	0
Other (Please Attach Detail)						0
Other (Please Attach Details)						0
Tuition from Individuals	55,000	55,000	36,968	67.21%	55,000	0
Building Use Fees	1,000	1,000	0	0.00%	800	(200)
Food Service Sales	93,650	93,650	42,603	45.49%	93,650	0
Total Education Revenues	12,911,738	12,911,738	6,317,782	48.93%	12,911,738	0

Appropriated Fund Balance	392,673	392,673	0			
----------------------------------	---------	---------	---	--	--	--

Expenditures	Adopted Budget	Revised Budget	Actual Expenditures Year To Date	% Expended YTD	Projected Total Expenditures FY 2019	Projected Expenditure Variance FY 2019
Salaries	6,129,171	6,129,171	2,279,311	37.19%	6,129,171	0
Employee Benefits:						
FICA	470,172	470,172	167,582	35.64%	450,000	20,172
Medical Insurance - (Active)	764,499	764,499	317,247	41.50%	850,000	(85,501)
Medical Insurance - (Retirees)	202,326	202,326	90,197	44.58%	180,000	22,326
Dental & Vision Insurance - (Active)	54,143	54,143	20,782	38.38%	56,000	(1,857)
Dental & Vision Insurance - (Retirees)	21,602	21,602	10,504	48.63%	10,504	11,098
Life Insurance	23,411	23,411	6,532	27.90%	23,411	0
Pension Contributions:						
Teacher	671,112	671,112	226,820	33.80%	650,000	21,112
Non-Certified	154,233	154,233	66,838	43.34%	150,000	4,233
Purchased Services	4,267,305	4,267,305	1,363,588	31.95%	4,263,334	3,971
Supplies and Materials	311,070	311,070	119,035	38.27%	300,000	11,070
Capital Outlays	188,467	188,467	97,211	51.58%	188,467	0
Other (Please Attach Details)						0
Unemployment Insurance	0	0	2,780		2,780	(2,780)
Workers Compensation	38,000	38,000	41,844	110.12%	41,844	(3,844)
Flexible Spending Account	3,000	3,000	2,434	81.13%	3,000	0
Auto Allowance	5,900	5,900	1,200	20.34%	5,900	0
Total Education Expenditures	13,304,411	13,304,411	4,813,905	36.18%	13,304,411	0

Deficit reduction						
-------------------	--	--	--	--	--	--

CITY/TOWN OF JAMESTOWN

BUDGET REPORT FISCAL YEAR 2019

MONTHLY/BUDGET-TO-ACTUAL (formerly Quarterly Report) PERIOD ENDING December 31, 2018

List below amounts for items outside the general fund and school fund budgets which would impact these funds and cause a year end deficit.

Name of Item	Amount	Explanation
Special Revenue Fund Deficits		
Capital Projects Fund Deficits		
Enterprise Fund Deficits		
Internal Service Fund Deficits		
Other:		
Total Adjustments	0	

CITY/TOWN OF JAMESTOWN

BUDGET REPORT FISCAL YEAR 2019

MONTHLY/BUDGET-TO-ACTUAL (formerly Quarterly Report) PERIOD ENDING December 31, 2018

Fund Balance Reconciliation: Municipal

Classification	Beginning Fund Balance Reported In the FY 2018 Financial Statements*	FY 2018 Fund Balance Budgeted for use in FY 2019	Projected Changes in Fund Balance during FY 2019**	Projected Ending Fund Balance for FY 2019
Nonspendable	\$ 212,947			
Restricted:				
Committed:	\$ 903,415	\$ 300,000		
Assigned:				
Unassigned:	5,149,353			
Total Fund Balance	\$ 6,265,715	\$ 300,000	\$ (103,160)	\$ 6,162,555

* Please indicate if the numbers provided for beginning fund balance are the best available estimate or audited numbers.
Estimate _____ Audited 6/30/2018

** Please provide an explanation for any changes within the various fund balance classifications.

Nonspendable:	Amounts that are not in a spendable form (Example: Inventory) or are required to be maintained intact (Example: Principal of an endowment fund).
Restricted:	Amounts that can be spent only for the specific purposes stipulated by external resource providers (Example: Grants), constitutionally, or through enabling legislation. Effectively, restrictions may be changed or lifted only with consent of resource provider.
Committed:	Amounts that can only be used for specific purposes pursuant to constraints imposed by formal action of the government's highest level of decision-making authority. Those committed amounts cannot be used for any other purpose unless the government's highest level of decision-making authority removes or changes the specified use by taking the same type of action it employed to previously commit those amounts.
Assigned:	Amounts constrained by the government's intent to be used for specific purposes that are neither restricted nor committed are reported as assigned fund balance.
Unassigned:	This is the residual classification for the general fund and includes all amounts not contained in the other classifications. Unassigned amounts are technically available for any purpose. If another governmental fund has a fund balance deficit, then it will be reported as a negative amount in the unassigned classification in that fund. Positive unassigned amounts will be reported only in the general fund.

CITY/TOWN OF JAMESTOWN

BUDGET REPORT FISCAL YEAR 2019

MONTHLY/BUDGET-TO-ACTUAL (formerly Quarterly Report) PERIOD ENDING December 31, 2018

Fund Balance Reconciliation: School

Classification	Beginning Fund Balance Reported In the FY 2019 Financial Statements*	FY 2018 Fund Balance Budgeted for use in FY 2019	Projected Changes in Fund Balance during FY 2019**	Projected Ending Fund Balance for FY 2019
Nonspendable:				
Restricted:	\$ 1,656,565	\$ 392,673		
Committed:				
Assigned:				
Unassigned:				
Total Fund Balance	\$ 1,656,565	\$ 392,673	\$ (392,673)	\$ 1,263,892

* Please indicate if the numbers provided for beginning fund balance are the best available estimate or audited numbers.
Estimate _____ Audited _____

** Please provide an explanation for any changes within the various fund balance classifications.

Nonspendable:	Amounts that are not in a spendable form (Example: Inventory) or are required to be maintained intact (Example: Principal of an endowment fund).
Restricted:	Amounts that can be spent only for the specific purposes stipulated by external resource providers (Example: Grants), constitutionally, or through enabling legislation. Effectively, restrictions may be changed or lifted only with consent of resource provider.
Committed:	Amounts that can only be used for specific purposes pursuant to constraints imposed by formal action of the government's highest level of decision-making authority. Those committed amounts cannot be used for any other purpose unless the government's highest level of decision-making authority removes or changes the specified use by taking the same type of action it employed to previously commit those amounts.
Assigned:	Amounts constrained by the government's intent to be used for specific purposes that are neither restricted nor committed are reported as assigned fund balance.
Unassigned:	This is the residual classification for the general fund and includes all amounts not contained in the other classifications. Unassigned amounts are technically available for any purpose. If another governmental fund has a fund balance deficit, then it will be reported as a negative amount in the unassigned classification in that fund. Positive unassigned amounts will be reported only in the general fund.